


Hardwood

Floor Care System








*Bringing out the best
in hardwood floors*

Featuring
MicroPlus™
with THE ORIGINAL
STARFIBER®
Microfiber








FLOOR CARE ESSENTIALS

What To Do

-  • **Vacuum or sweep** floor regularly. General cleaning once every week is recommended.
-  • **Remove spills** promptly using your Bona® MicroPlus™ mop or MicroPlus™ Floor Cloth and Bona® Swedish Formula® Floor Cleaner.
-  • **Place mats** at exterior doors to trap sand and grit. Use area rugs in high traffic pathways, at the ends of steps and near doorways. Avoid rubber backing or non-ventilated rugs.
-  • **Use protective pads or caps** such as Bona® FloorGards™ on “feet” of furniture.
-  • **Renew worn surfaces** with Bona® Swedish Formula® Hardwood Floor Refresher before the bare wood is exposed. Not for use on Hard Surface floors.
- **Maintain a consistent humidity level** between heating seasons in all living areas. Excessive swings in humidity levels will cause hardwood floors to swell, shrink, cup, crack and show excessive gaps between boards. The use of humidifier and/or dehumidifier systems is recommended where inconsistent humidity levels occur.

What Not To Do

-  • Don't let sand, dirt or grit build up. They can act like sandpaper and actually abrade and dull your floor finish.
-  • Don't damp mop hardwood floors. Too much water can cause the floor to swell or warp.
-  • Don't let your pets' claws go untrimmed. Proper claw trimming helps avoid scratches and gouges.
-  • Don't walk on your hardwood floors in high heels, and keep heels in good repair.
-  • Don't use wax, oil soap or other household cleaners on polyurethane finished wood floors. They can dull today's floor finishes and make refinishing difficult.

COMPREHENSIVE FLOOR CARE SYSTEM

Bona® Swedish Formula® Hardwood Floor Care System
Let our microfiber cleaning system keep your wood floors looking beautiful—easily and safely. Your kit contains:

- Specially-designed Bona MicroPlus mophead with 3-pc. pole. The Bona MicroPlus mop's low profile and easy-to-maneuver swivel-head makes it the perfect cleaning tool for hard-to-reach areas such as under furniture and cabinets, around doors or in tight corners.
- Washable MicroPlus cleaning pad with dust absorbing microfiber. hook & loop strips make changing the pad effortless. Reusable up to 300 washes.
- 32 oz. spray bottle of Bona Swedish Formula® Hardwood Floor Cleaner
- Hardwood Floor Care Guide



OTHER EXCEPTIONAL FLOOR CARE PRODUCTS

Bona® Swedish Formula® Hardwood Floor Refresher

Specially-formulated waterborne urethane maintenance coating for all unwaxed, polyurethane finished floors that are dull, scratched, or show signs of wear. Restores the beauty of wood floors, making old floors look new again. The reusable MicroPlus Applicator Pad easily attaches to the MicroPlus Mop.



Bona® Swedish Formula® Hardwood Floor Cleaner & Refills

Convenient, ready-to-use gallon and 42 oz. refills for your 32 oz. spray bottle.

Bona® Swedish Formula® Hard Surface Floor Cleaner & Refills

Convenient, ready-to-use 32 oz. spray bottle cleaner, as well as gallon and 42 oz. refills. For laminate, ceramic tile, vinyl, marble and granite.

MicroPlus™ Microfiber Cleaning Pads and Covers

Reusable, washable and easily attaches to Bona MicroPlus mophead or original Bona mop.

Bona MicroPlus™ Dusting Pad

Designed for dry dusting on both hardwood and hard surface floors. It's “Super Electrostatic Action” attracts and lifts dust, pet hair, microparticles, and common household allergens.

Bona® FloorGards™ Self-Adhesive Felt Pads

Protects wood floors and other hard surfaces. For use on tables, chairs, appliances and other furniture. 1" self-adhesive pads, 16 per package.

MicroPlus™ Floor Cloths

Use dry to pick up dust, dirt, and pet hair. Use with Bona Swedish Formula cleaner to spot clean scuffs and sticky spills.



Bona 
Bringing out the best in hardwood floors

For more information on wood floor care and refinishing:
Call 1-800-574-4674 or visit www.bonakemi.com
BonaKemi USA, Inc.

LIFETIME HARDWOOD FLOOR CARE

ADVANCED TECHNOLOGY CLEANING SYSTEM

Keeping your floors beautiful for life—the MicroPlus™ way.



For over 85 years, BonaKemi has provided hardwood flooring professionals with the world's finest finishes. Our commitment to keeping your floors looking beautiful doesn't stop after they're finished. Proper floor care is the final step of the Bona finishing system, protecting your investment and ensuring long-lasting beauty.

New Microfiber Technology

Now, we've added a new dimension to our hardwood floor care system—microfiber technology.

Instead of leaving dirt on the floor like ordinary cotton mops, the electrostatic action of our MicroPlus mop with microfiber attracts dust and common household allergens when used dry. When used with Bona floor cleaners, it actually absorbs dust and dirt, wicking it away from your beautiful floors.

What is Microfiber?

Microfiber is a thread made up of wedge-shaped polyester filaments and a nylon core. The fibers, oil and water-attracting polymers, are woven into masses of tiny hooks and loops. These hooks and loops actually cut through dried-on stains, attracting and absorbing dirt and microparticles.

Simple and Environmentally Safe

MicroPlus microfiber cloth is not treated with any chemicals. Its ability to capture dirt, dust and allergens is due to its unique microfiber structure, making it the Environmental Choice® for cleaning.



Revolutionary microfiber threads attract and absorb dirt, microparticles and common household allergens.

CLEANING

Caring for your floor is as easy as 1, 2, 3.

Bona® Swedish Formula® Hardwood Floor Cleaner

Our waterbased, non-toxic cleaner is specially designed for polyurethane finished hardwood floors. Unlike all-purpose cleaners and oil soaps, it quickly cleans tough stains and spills—from dried spaghetti sauce and red wine to scuff marks—all without dulling your floor's beautiful finish or leaving any residue. There's no mixing or diluting; Bona Hardwood Floor Cleaner is full-strength and ready to use.



1 VACUUM



Vacuum, dry mop or sweep to remove any loose dirt or grit. The best method of removing dirt and grit is vacuuming with a soft brush attachment on your vacuum. If using the Bona MicroPlus mop to dry mop, remove any loose dirt or grit after dry-mopping by rinsing with water and wringing out the mop pad prior to cleaning floor with Bona® Swedish Formula® Hardwood Floor Cleaner.

2 SPRAY



Lightly mist a 4' x 6' area of your floor or directly mist the cleaning pad with Swedish Formula® Hardwood Floor Cleaner.

3 CLEAN



Using a slightly dampened, well wrung-out Bona MicroPlus cleaning pad, thoroughly clean the floor surface using your Bona MicroPlus mop. Finish one area before moving on to the next.

When your mop pad becomes soiled, rinse with water, thoroughly wring out the pad and continue cleaning with Swedish Formula® Hardwood Floor Cleaner. When the mop pad becomes excessively soiled, launder and replace with another clean mop pad. Continued use of excessively soiled pads may cause streaking. Your Bona MicroPlus cleaning pads are reusable and washable.

Do not use any fabric softeners, dryer sheets or bleach on your MicroPlus cleaning pad as these products will diminish the natural cleaning characteristics of the microfiber.

When a spill occurs, soak up the liquid right away. Mist the area with cleaner, and wipe with your Bona MicroPlus mop or a MicroPlus Floor Cloth.

RECOATING

Prevent wear and better care for your floors.

Abrading the existing finish with a buffer and then applying a finish coat before your floor's finish is completely worn down will reduce the need for a complete resanding. If you care for your floor properly, you can recoat and delay the need for a complete resand and refinish, which will save you a significant amount of time and money.

REFINISHING

Restore the finish of your floors safely.

Sanding the existing finish off to bare wood and leveling the floor is required when the finish is worn or damaged beyond what recoating can repair. Refinishing your floors properly will restore the natural beauty of your floor to a new appearance and condition.

Bona's Environmental Choice® Finishing System

BonaKemi's dust containment systems and environmentally responsible finishes allow you to recoat or refinish your floors safely and easily.




Eliminating the dust and toxic fumes from the process, Bona's advanced finishing system offers the most convenient, cleanest and safest finishing process available, while providing long-lasting beauty and durability for your hardwood floors.

• Eliminates dust

Bona DCS®—Dust Containment System

Using high-powered vacuums attached to the sanding equipment, Bona's innovative system virtually eliminates dust throughout your home that would have been generated during a traditional sanding process.



Bona DCS—Dust Containment System

• Elegant, durable and environmentally responsible Waterborne finishes

Get beauty and durability in recoating or refinishing and without the toxic fumes; there is no need to move out of your home during the finishing process. These finishes are non-yellowing and will not change color over time.



• Bona Traffic™—BonaKemi's premier finish. It's the toughest, most durable hardwood floor finish ever.

• Bona® Eon 70—With only 70 VOC, it's developed for your environment and formulated for exceptional performance.

• Bona MEGA™—The #1 selling waterborne hardwood floor finish in the world.

• So much more convenient

You will be back on your floor in no time. Your floor can be walked on with stocking feet in three to four hours, and furniture can be placed (not dragged) in 48 hours. In addition, area rugs can be put down in one week when the finish is fully cured.



Durable Waterborne Finishes—without toxic fumes

Insist on the Bona® system from your hardwood flooring professional.